

BULLYING LEARNER'S WORKBOOK



3 ENTREPRENEURSHIP
EMPLOYABILITY
EDUCATION

PLAYFUL PROJECT-BASED LEARNING | TERM 3 LIFE SKILLS PROJECT FOR SBA



basic education
Department:
Basic Education
REPUBLIC OF SOUTH AFRICA



Read to Lead
A Reading Nation is a Leading Nation



GRADE **6**



Worksheet 1

The meaning of bullying

Study the two pictures below **in groups of 4** and answer the questions that follow:



Picture 1

What is happening in this picture?


What do you think about this behaviour?

How does the boy feel?

How can you assist him?



The meaning of bullying



Picture 2

Why is she beating up another girl?

Why are the others not stopping her?

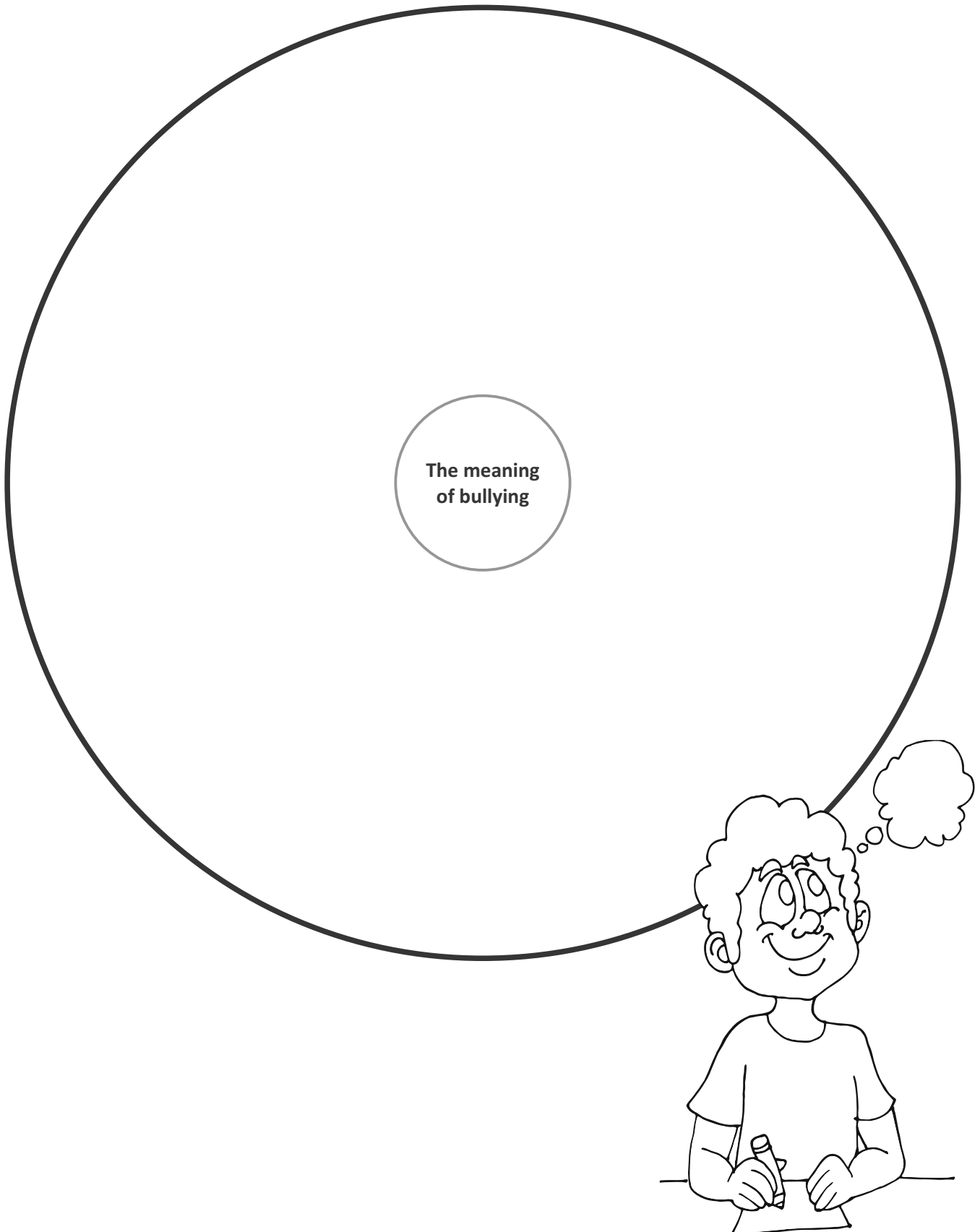
How would you assist?



Worksheet 2

Circle Thinking Map

Discuss what the meaning of bullying is. Write down ideas and words in the circle below of what you think bullying is and where it can happen.





Worksheet 3

Survey on bullying

Fill in the survey below using a ✓ for YES and ✗ for NO:

	QUESTIONS	YOU	YOUR PEER	FAMILY MEMBER
1.	Are you sometimes mean to people?			
2.	Do you sometimes pull faces at a person or show them mean signs?			
3.	If a person told you a story about another learner, have you told that story to someone else?			
4.	Have you knowingly excluded (left out) someone from a game or conversation?			
5.	Have you ever hit, punched or pinched anyone?			
6.	Have you called someone hurtful names or given them a name because of their physical features?			
7.	Have you been part of a group that does not allow others to join or leave your group?			
8.	Have you ever threatened to harm another person?			
9.	Have you ever sent mean pictures or said mean things about another person on social media?			
10.	Have you ever written something bad about someone on a piece of paper and passed it around the class?			





Worksheet 4

Article on bullying

Very challenging and tricky to address

After the recorded bullying incident of Lufuno Mavhunga took a fatal turn, many tragic past stories started to surface and the spotlight has turned back on the issue of bullying in schools and the devastation it causes.

Parent 24 brought together four local professionals to discuss the issue and provide advice and insights, so parents, teachers, and schools could get a full picture of the challenges faced.

The panelists opened up about the heart-breaking experiences they have witnessed and spoke about how changes can and are being made to prevent future tragedies. One panelist revealed that the statistics state that 56% of children at school have experienced bullying and 90% of bullies grow up to become perpetrators.

Adding to that problem is the fact that pupils are not open about their experiences - “its very challenging and tricky to address,” said one educator.

One of the panelists expressed the effect that bullying has on the child's education and their mental health, often due to them developing unhealthy coping strategies to protect themselves.

They emphasized the importance of discussing the issue of bullying with your children and encouraged everyone to be an advocate for change daily, by speaking up to injustice.

Edited article by Nasi Hako and Elizabeth Mamacos, Parent 24 27 April 201.

After reading the article above, answer the following questions:

1. What is bullying?

2. Name two other types of bullying that you know.

3. Why is it tricky and challenging to address bullying?



Worksheet 4 (continued)

Article on bullying

4. What does “took a fatal turn” mean”?

5. Give two reasons why this happened?

6. Name two effects of bullying on the person that is bullied:

7. Have you ever experienced or witnessed bullying and what did you do?

8. In your opinion, how can bullies be assisted?






Worksheet 5


The Tree Map

Use a tree map to categorise the knowledge on bullying that you have gathered so far:



Design an information leaflet on bullying to assist the school in dealing with bullying. Include the following information: what is bullying?, types of bullying, reasons why people bully and how to help bullies change. Use the space below to plan your leaflet.

After the research on bullying, the school has realised that they do not have a school policy on bullying. Use the space below to write a section for the school policy on bullying.

A black and white line drawing of a young girl with curly hair, smiling and holding a pencil, positioned at the bottom right of the page. The girl has a friendly expression and is looking slightly to the left. She is wearing a simple t-shirt. The background of the entire page is filled with horizontal dotted lines, typical of a primary school writing template.

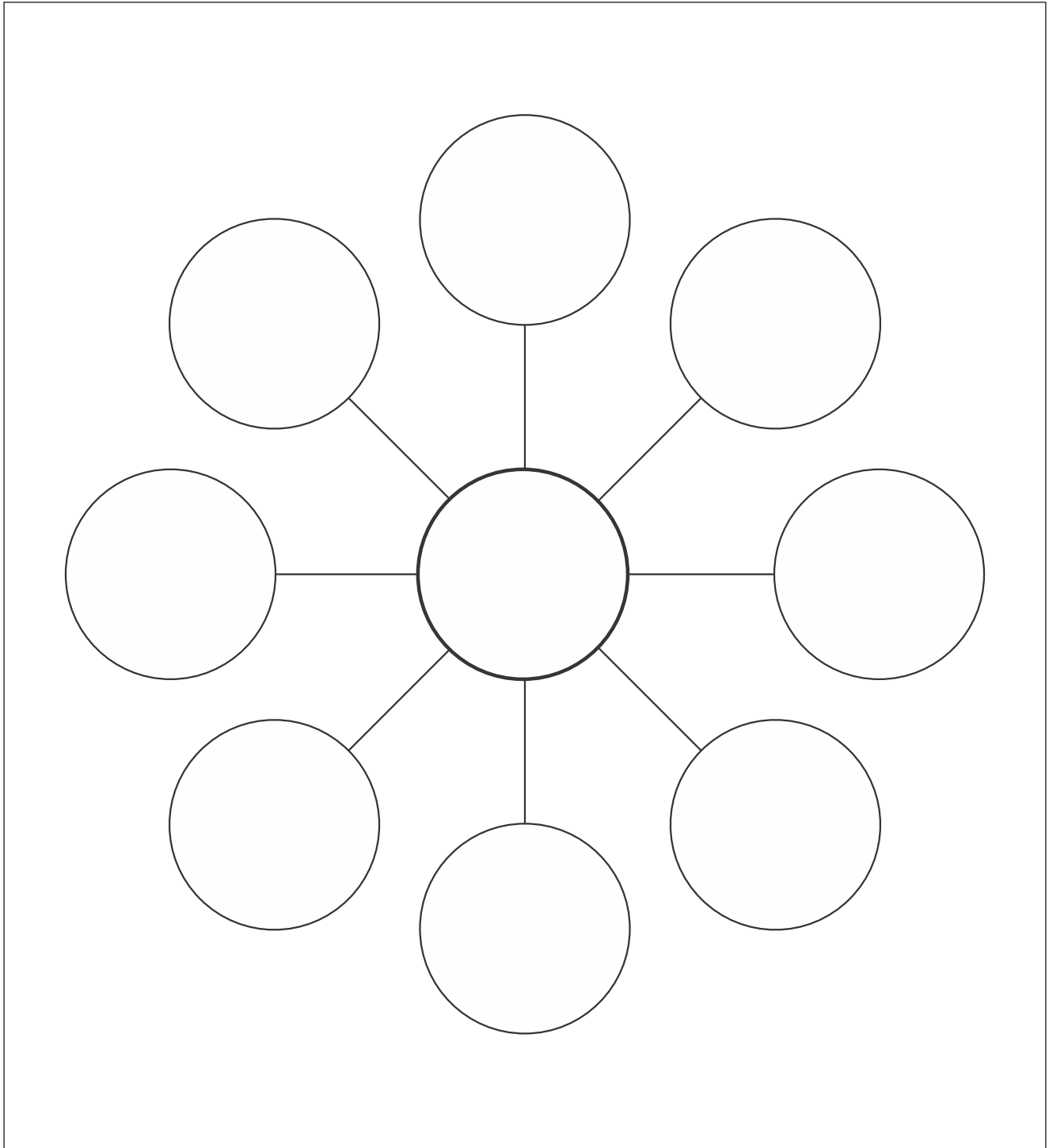


Worksheet 7

The Bubble Map

Use the bubble map below and write your name in the middle bubble. Now think of at least 8 acts of kindness that you can do towards anyone you know. Here are a few examples: Help mom with washing. Help my sister with her homework. Be a friend to that lonely child on the playground. Share my sandwiches with a hungry classmate. Stop a fight.

Write down your own ideas in the satellite bubbles. Remember: Even the smallest act of kindness can make a big difference in someone's life.



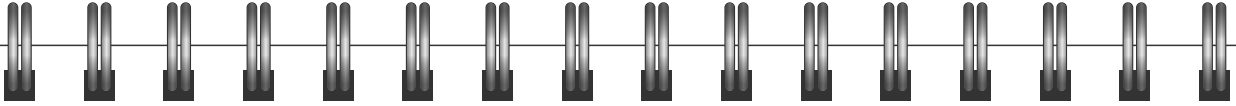


Worksheet 8

Write a letter

Please use the space below to write a letter. Write a letter to someone who's been bullied and show them your support. Give good advice and let them know that they are worthy. Make them feel special.

If you like, you can copy this letter to a blank piece of paper and put it in the bag of someone who needs it.



Dear:

Handwriting practice lines for the letter body, consisting of 18 sets of three horizontal lines (top, middle, and bottom).

From:

